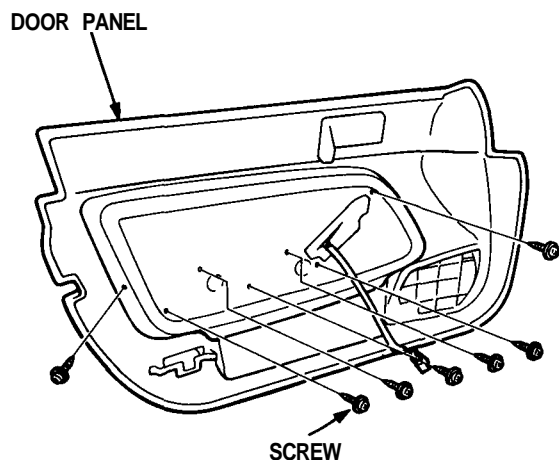




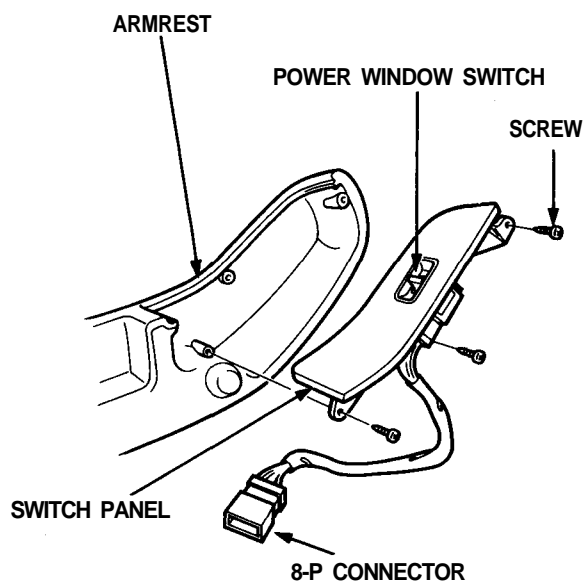
## Passenger's Switch Replacement

### Right Front Switch:

1. Remove the door panel (see [section 20](#)), then disconnect all of the connectors from the door panel.
2. Remove the armrest from the door panel by removing the screws.

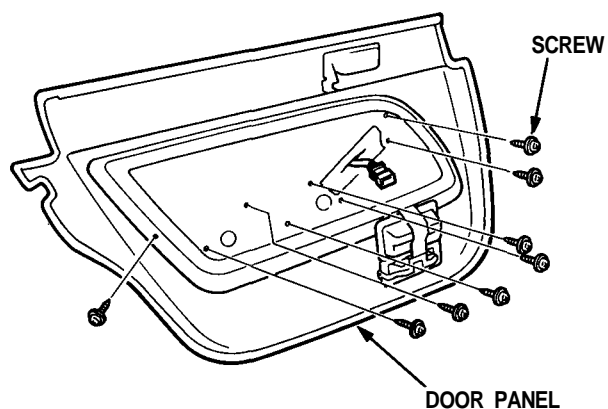


3. Remove the power window switch from the armrest by removing the three screws.

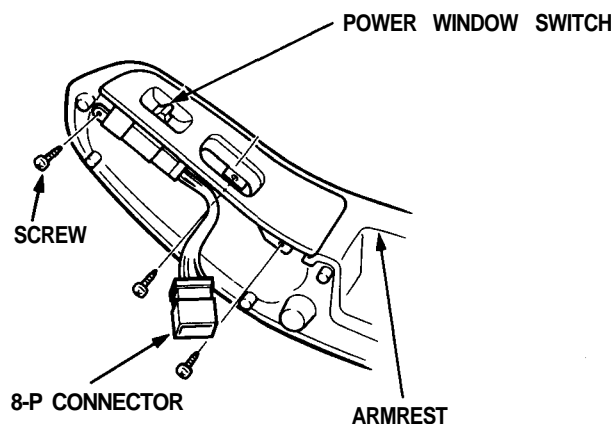


### Rear Switches:

1. Remove the door panel (see [section 20](#)), then disconnect all of the connectors from the door panel.
2. Remove the armrest from the door panel by removing the screws.



3. Remove the power window switch from the armrest by removing the three screws.



4. Remove the power window switch from the switch panel by removing two screws.

